

Listening and Speaking Practice in the Adult ESL Classroom

By Holly Patrick

The following hand-outs are sample activities to promote pair and group work to develop listening and speaking skills in the classroom. Below you will find a list of the contents of this package and the themes of each activity. Some of these hand-outs can be used in different units, and can be easily modified to be used in different levels and topics.

GETTING TO KNOW EACH OTHER – This is a group activity where the students stand up and go ask the question in the hand-out to other students. This activity is good to practice simple present of be and other verbs and the correct usage of question words.

WHERE DO YOU SHOP FOR...? - This is another group activity where the students stand up and go ask their classmates where they go shopping. This activity is good to practice places in the community and how to use the auxiliary verb do to ask questions.

WHAT TIME DO YOU EAT...? - This is another group activity where the students stand up and go ask their classmates what time they eat their meals. This activity is good to review numbers and telling time.

CLOTHES - This is another group activity where the students stand up and go ask their classmates what they are wearing. This activity is great to practice articles of clothing and colors.

JOB SKILLS - This is another group activity where the students stand up and go ask their classmates what they do and what skills are required to do their jobs. This is a great activity to practice the present tense of verbs.

HOW MUCH IS THE...? – This is a partner activity. One student will be “Student A” and the other one will be “Student B”. Each one receives a different hand-out with some prices missing. They have to ask each other how much the items they have price missing cost. This is a perfect activity to do to review vocabulary and to practice telling numbers and price.

SAY THE PRICE TO YOUR PARTNER - This is another partner activity. One student will be "Student A" and the other one will be "Student B". Each one receives a different hand-out with a different list of prices. They have to tell each other the prices they have and write on their sheet the prices they hear from their partners. This is a great activity to practice telling price.

GOING TO THE DOCTOR - This is another group activity where the students stand up and go ask their classmates what health problems they have. Make copies of the page with the problems and cut the sentences and distribute the strips among the students. They have to write down sentences explaining the problems they hear. This is a good activity to practice the verb to have in the present tense. As an option, you can tell the students that once they answer what problems they have, they can trade strips. This way, the students will practice saying different words.

Clothes

Ask your classmate's what they are wearing.

What are you wearing?

I'm wearing a red blouse, white pants and black shoes.



Student	Clothing
<i>Example: Juanita</i>	<i>red blouse, white pants, black shoes</i>
1.	
2.	
3.	
4.	
5.	

Write sentences to describe your classmate's clothes.

Example:

Juanita is wearing a red blouse, white pants and black shoes.

1. _____

2. _____

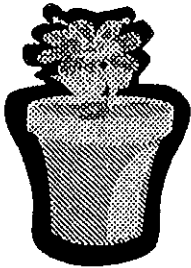
3. _____

4. _____


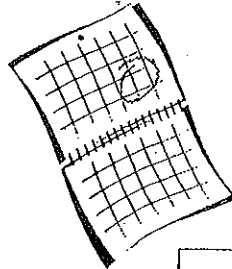
5. _____

Student A


How much is the...?



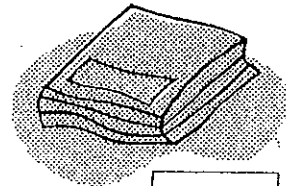

\$5.99




\$350.00



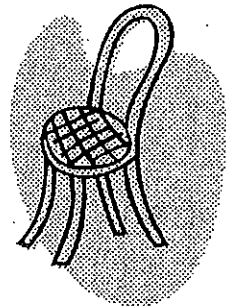

\$125.50




\$7.99



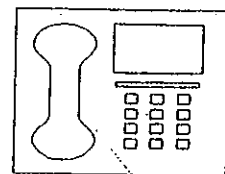
\$35.45



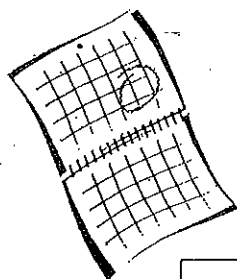

\$65.99






\$450.00





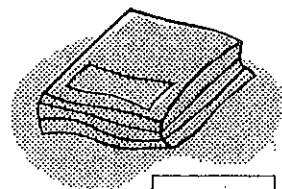
How much is the...?



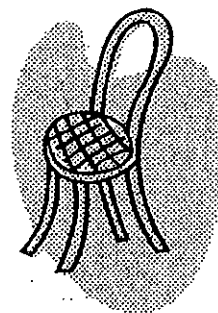
\$12.00



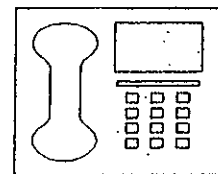

\$42.99



\$87.95



\$78.45



\$19.99

Say the price to your partner

Write the price you hear.


- | | | |
|-----|---------|-----|
| 1. | \$12.99 | 1. |
| 2. | \$37.90 | 2. |
| 3. | \$84.00 | 3. |
| 4. | \$23.45 | 4. |
| 5. | \$9.50 | 5. |
| 6. | \$46.75 | 6. |
| 7. | \$99.00 | 7. |
| 8. | \$35.05 | 8. |
| 9. | \$67.10 | 9. |
| 10. | \$88.25 | 10. |
| 11. | \$15.99 | 11. |
| 12. | \$42.89 | 12. |
| 13. | \$90.50 | 13. |
| 14. | \$76.25 | 14. |
| 15. | \$55.00 | 15. |

Say the price to your partner

Write the price you hear.

- | | | |
|-----|---------|-----|
| 1. | \$22.00 | 1. |
| 2. | \$87.90 | 2. |
| 3. | \$35.99 | 3. |
| 4. | \$2.45 | 4. |
| 5. | \$10.50 | 5. |
| 6. | \$66.00 | 6. |
| 7. | \$50.75 | 7. |
| 8. | \$42.05 | 8. |
| 9. | \$61.89 | 9. |
| 10. | \$73.25 | 10. |
| 11. | \$9.99 | 11. |
| 12. | \$48.20 | 12. |
| 13. | \$99.50 | 13. |
| 14. | \$75.00 | 14. |
| 15. | \$49.99 | 15. |

Going to the Doctor



doctor

José

What's the problem?

I have a stomachache.

She has a backache.
He has a backache.

Name	Problem
José	He has a stomachache,

I have a stomachache.

I have a toothache.

I have a backache.

I have a headache.

I have the flu.

I have a cold.

I have allergies.